

Opportunism in Public-Private Project Financing

Marian Moszoro*

October 15, 2011

Abstract

Opportunism, either governmental or “private,” may become a powerful deterrent against public-private project financing, especially considering the scale of the investment in infrastructure. The parties can, however, secure themselves against the counter-party’s possible opportunism by assigning the investor an exit (put) option and the public agent a bail-out (call) option on the private investor’s shares. This paper presents a mechanism for converting natural monopolies into contestable markets using over-the-counter option contracts that combine the stability of long-term contracts and the flexibility of short-term contracts. The exit/bail-out option mechanism reduces entry barriers by streamlining incomplete long-term contracts and avoiding contractual problems related to bounded rationality and opportunism. Incorporating exit/bail-out options to public-private contracts subject to hold-up increases the set of payoffs for each discount factor comparing not only to one-shot games, but also repeated games without options by means of strong punishments for deviation, and—most importantly—facilitates cooperation. The mechanism can be generalized and applied to settings with partially aligned goals, credible threats, and informational asymmetries.

JEL Classification: C72, D23, D42, G32, G38, H54, L32

Keywords: Opportunism, Public-Private Partnerships, Infrastructure, Natural Monopolies, Contestable Markets, Exit and Bail-out Options, Game Theory

*IESE Business School, Av. Pearson 21, 08034 Barcelona, Spain. Tel.: +34-93-253-4200. Email: mmozoro@iese.edu. This paper was developed during my visit at the Haas School of Business, University of California, Berkeley in 2009-2011, and has benefited from presentations at IAE-Sorbonne, IESE, Berkeley-Haas (Finance), George Mason University (Public Policy), and the 2011 WEAI Annual Conference. Comments and suggestions by Eduardo Engel, Nathan George, Ricard Gil, Pablo Hernandez, Terrance Odean, Tomasz Sadzik, Patrick Schmitz, and Pablo Spiller are gratefully acknowledged.

OPPORTUNISM IN PUBLIC-PRIVATE PROJECT FINANCING

The provision of public goods provides a strong rationale for public-private hybrids that can efficiently carry out public investment projects. PPPs are getting momentum, both for governments seeking efficiency solutions to public services and for investors as an asset class. The global public-private partnership (PPP) debt market attracted 5% of the project lending and amounted to \$47.9 billion in 2009, a jump of 33.7% from \$35.8 billion in 2006 (Esty & Sesia 2007, Esty & Sesia 2010). However, the risk of opportunistic behavior¹ on either side—the private partner by lowering quality or “shading” (Hart & Moore 2008); the government by capping prices or expropriation—has been a deterrent to many potentially successful public-private ventures.

Due to substantial assets involved, long-term horizons, informational asymmetries, and opposed goals, public-private partnerships capture most of—if not all—the serious contractual difficulties described in the literature, namely, “credible commitments” (Williamson 1983); “curbing,” “breaching,” and “shading” (Hart 2003), “hold-up” (Holmström & Roberts 1998), “dynamic-costs” (Williamson 1976), and “short-termism” (Laffont & Tirole 1993).

In this paper I model public-private partnerships as a strategic game between investors and public agents. The model allows us to identify plausible challenges to sustainable public-private partnerships in infrastructure projects and utility companies. In order to lessen both private investors’ and public agents’ risk aversion to opportunistic behavior when engaging in a public-private partnership, I introduce over-the-counter contracts similar to call and put options on the private investor’s shares. The adoption of such options would improve liquidity and market contestability, and thus would increase social welfare, while opportunistic risks involved would be mitigated for both parties.

¹ As Williamson (1985, 47) explains, opportunism is not tantamount to simply pursuing one’s interests: “By opportunism I mean self-interest with guile. This includes but is scarcely limited to more blatant forms, such as lying, stealing, and cheating. Opportunism often involves subtle forms of deceit. Both active and passive forms and both *ex ante* and *ex post* types are included.”

1 Hindrances in Long-Term Public-Private Contracting

Designing long-term public-private contracts is difficult due to bounded rationality and opportunism. These are behavioral assumptions which—contrary to neoclassical orthodoxy—are not ignored by institutional economics. According to Williamson (1985, 66–67), when analyzing the mechanisms of long-term agreements, four cases can be discerned, in three of which contractual difficulties do not arise. The four cases can be described in the following way:

1. Unbounded rationality/non-opportunism—a condition of contractual utopia.²
2. Unbounded rationality/opportunism—a case where contracts can be made to work well by recourse to comprehensive contracting. Such contracts are referred to as comprehensive or complete contracts and foresee all possible opportunistic actions and their consequences for both parties.³
3. Bounded rationality/non-opportunism—where contracting works well because of general clause protection against hazards of contractual incompleteness. By signing a “general clause” contract, the parties undertake to reveal all relevant information and cooperate throughout the execution and renewal of the agreement.
4. Bounded rationality/opportunism—in Williamson’s (1985) opinion this case corresponds with reality, especially in natural monopolies, and is characterized by the occurrence of all complex problems involved in contracting.

The propositions put forward in the related literature with the aim of overcoming the “serious contractual difficulties” might, in the case of monopolies, be classed as one of the following three types: complete “once-and-for-all” contracts, developed by Stigler (1968); incomplete long-term contracts, preferred by Demsetz (1968); and renewable short-term contracts, presented by Posner (1972).⁴

² Bounded rationality is considered a semistrong form of rationality (Williamson 1985, 45): it is assumed economic actors are in this case “intendedly rational, but only limitedly so” (Simon 1961, xxiv).

³ However, complete contracts are inaccessible due to the bounded rationality and impossibility of predicting all possible circumstances.

⁴ Although Williamson analyzes franchising agreements and focuses rather on services other than public utilities, I believe that the classification is appropriate for analyzing partial or total

Table 1: Classification of contracts according to Oliver Williamson

		Condition of Bounded Rationality	
		Absent	Admitted
Condition of Opportunism	Absent	Bliss (1)	“General clause” contracting (3)
	Admitted	Comprehensive contracting (2)	Serious contractual difficulties (4)

Source: Williamson (1985, 67).

In the case of a complete “once-and-for-all” contract, a one-time “auction” for the best investor results in savings on transaction costs. However, due to claims resulting from unforeseen circumstances, a result of bounded rationality, these contracts are unrealistic and their feasibility is questionable.

Incomplete long-term contracts,⁵ which enable renegotiation, are a mechanism of soothing the claims dispute resulting from unforeseen events. However, a number of difficulties arise, e.g., successful bidders may want to renegotiate terms for their own benefit and thus jeopardize the execution of the contracts. Moreover, a regulatory agent is still required to determine the level of quality and monitor the activities of the investor, as well as to negotiate price changes with the utility company. Incomplete long-term contracts, as Williamson (1976) accurately points out, differ from regulations only in depth, not in essence.⁶

Posner’s (1972) mechanism of renewable short-term contracts is aimed at solving problems with adapting long-term agreements, but the basic assumption of his rationale—the “problem-freeness,” i.e., low transaction cost and equal conditions for incumbent bidders and new bidders during contract renewals—is at least ques-

privatization of natural monopolies. In the public utilities sector, “serious contractual difficulties” have their source in bounded rationality (not so much in intentions as in scope, i.e., developments in technology and changes in the economic environment, etc.), in private and public opportunism, and in the specificity of the assets, since securing these assets triggers the process of concluding contracts.

⁵ Contracts are always incomplete and, to a large extent, the degree of incompleteness is chosen by the parties (Spiller 2008, 2). In the opinion of Viscusi, Vernon & Harrington (2000), such contracts should be designed for the period of 15–20 years. Guislain & Kerf (1995) provide examples of long-term agreements spanning from 10 to 95 years.

⁶ “At the risk of oversimplification, regulation may be described contractually as a highly incomplete form of long-term contracting in which (1) the regulatee is assured an overall fair rate of return, in exchange for which (2) adaptations to changing circumstances are successively introduced without the costly haggling that attends such changes when parties to the contract enjoy greater autonomy” (Williamson 1976, 91).

tionable (Williamson 1985, 346). The incumbent investor has lower cost as he is further along the learning curve (tried and tested technologies, trained staff) and is better informed (acquainted with the specificity of the product and the market), which gives her an advantage over potential competitors contending for the short-term contract. Table 2 summarizes the advantages and disadvantages of different types of contracts as alternatives to regulation in utility companies.

2 Framing Utility Companies as a Strategic Game

The efficiency of co-financing investments by both public and private capital is not the decisive factor in establishing public-private partnerships. Behavioral factors which influence the way the risk is perceived are of much greater importance.

I present a simple, non-cooperative non-zero-sum game, where each player is interested solely in her own payoffs, interests are totally or partly opposed, players do not communicate with each other, and their agreements are not binding (Sulejewicz 1994, 24).⁷ The equilibrium achieved in such games is a Nash equilibrium, i.e., each player chooses such a strategy that she finds beneficial and is unwilling to change, irrespective of strategies implemented by other players (Mas-Colell, Whinston & Green 1995, 246). It is an equilibrium between actions and expectations (Varian 1992, 265). In this section, I have drawn on Newbery (2000); however, he describes the dichotomy, “invest – not invest,” and does not devote attention to either the public agent’s alternative, “regulate – not regulate,” or to the possibility of “penalizing” the private investor. On the other hand, he considers demand as an external stochastic player, achieving a Nash equilibrium in mixed strategies. I purposely disregarded demand stochasticity to keep the model simple. Demand stochasticity is of little importance to this model, as the level of demand from utility companies is rather constant and, in a two-part tariff regime, consumers bear fixed fees irrespective of their level of consumption.

The private investor’s strategies are: “invest” or “not invest.” If she decides to invest and engage in a monopoly, the next set of strategies is “contract fulfillment”

⁷ Opposed interests occur in zero-sum games or in ones that can be normalized to zero-sum games. Non-zero-sum games allow for cooperation and do not exclude agreement between players (Sulejewicz 1994, 27). The description of the natural monopoly in the public sector as a strategic game conforms to the latter case.

Table 2: Advantages and disadvantages of contracts as alternatives to regulation in utility companies

Contract type	Advantages	Disadvantages
“Once-and-for-all” contracts (Stigler 1968) a) complete (including claims for unforeseen events)	<ul style="list-style-type: none"> • reduce the risk of opportunism: conditions known <i>a priori</i> 	<ul style="list-style-type: none"> • very difficult to design, negotiate and execute (practically unfeasible)
b) incomplete	<ul style="list-style-type: none"> • take into account the limitations of bounded rationality • include adjustment mechanisms 	<ul style="list-style-type: none"> • increase the risk of opportunism and “hold-up problem” (Holmström & Roberts 1998)
Incomplete long-term contracts (Demsetz 1968)	<ul style="list-style-type: none"> • allow for renegotiation of conditions in compliance with penalty clauses • provide necessary stimuli in order to invest in long-term assets 	<ul style="list-style-type: none"> • the initial criteria of investor selection are usually forced and dubious • plausible problems with executing provisions concerning prices and costs (possible delays and expenses incurred by court proceedings, uncertainty of technologies, demand, local conditions, inflation, indexation mechanisms, etc.) and political problems (the public agent is reluctant to admit it made a mistake and fears third-party opportunism of political challengers: see (Spiller & Moszoro 2011)) • ensuring equal rights for the incumbent investor and new bidders during contract renewal is improbable (due to economic, administrative, and political benefits for the incumbent investor and switching costs)
Renewable short-term contracts (Posner 1972)	<ul style="list-style-type: none"> • facilitate the continuous decision-making process and the tender mechanism is less limited by bounded rationality (it is not necessary to create the whole long-time decision tree diagram <i>a priori</i>) • do not need to include unforeseen events, as in long-term contracts • adaptation only in periods of renewal and only in relation to events which actually took place • eliminate incompleteness, assuming effective competition during the renewal bidding process • awareness of having to compete for a new contract deters from opportunism 	<ul style="list-style-type: none"> • inequalities between incumbent investor and new bidders • human capital is not taken into account • problems with the valuation of plant and equipment, if the investments are specific • possible inefficient investment in facilities and equipment in a short period • possible manipulation of costs and accounting procedures (e.g., depreciation) with the aim of reselling at a higher price • problem-free transfer of assets described by Posner (1972) is unattainable

Source: based on Williamson (1985, 332–347) and Viscusi, Vernon & Harrington (2000, 405–409).

(keeping contracted quality and price at the agreed level) or deviation to “profit maximization” (by lowering quality or increasing prices).⁸ The public agent’s (e.g., a local government’s) set of strategies consists of: “lack of regulation,” “regulation” (i.e., enforcement of contract specificity, quality standards and marginal cost pricing), or “penalization” (transfer from the monopoly to the public agent, including full expropriation).⁹ Due to informational asymmetries (the public agent is unaware of whether the monopoly fulfills the contract or maximizes its profit), all decisions are simultaneous and each player chooses her strategy independently of the other player’s strategy.

If investors decide not to invest, they receive a zero payoff. The public agent, who maximizes consumer surplus and does not care about private profit, gets utility U_{pu} . The consumer’s utility amounts to U^* provided the investor cooperates, i.e., invests in technology and infrastructure, operates efficiently, abides by the terms of the contract, and there are no regulation costs. This would be a first-best equilibrium; in practice an unattainable benchmark. The difference between U^* and U_{pu} stems from operational inefficiencies when the company is run by the public agent, which in turn affects the consumer through higher prices (or taxes) and lower demand.

The public agent may choose to regulate a utility company, which leads to regulation cost G . Consequently, the fees and/or taxes increase and demand drops. What follows is that the consumer’s utility is diminished ($U_{re} < U^*$). As the utility company continues pricing at marginal costs, its economic profit amounts to zero.¹⁰

The public agent can implement any additional demands or “penalties,” i.e., transfers from the utility company to the public agent.¹¹ The due amount for

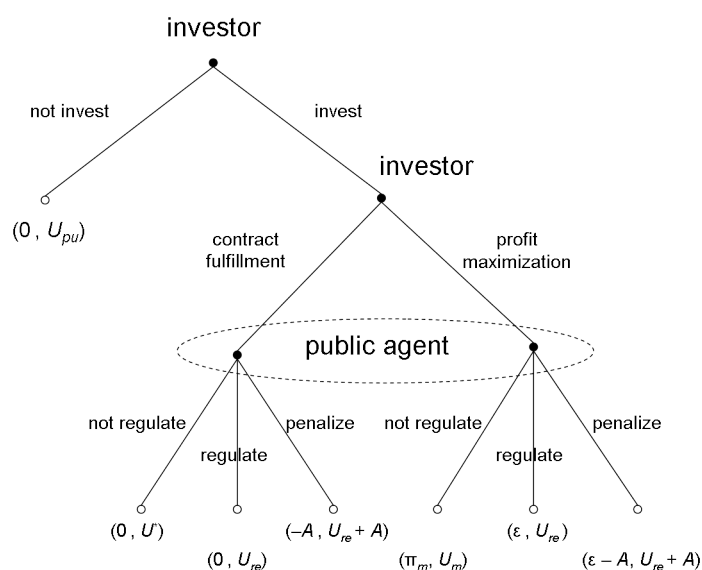
⁸ First, I analyze only boundary strategies, although there exists a continuum between profit maximization and contract fulfillment.

⁹ Pongsiri (2002) points to incremental expropriation and Spiller (2008, 7) refers to “subtle works of administrative process” as possible penalties for preventing the investor from achieving a fair payoff for incurred costs and risk.

¹⁰ In a two-part tariff system, where fixed cost are covered by the fixed part of the tariff and variable costs by the demand-dependable part of the tariff, market clearance takes place when at variable part price equal marginal cost and with zero economic profit.

¹¹ The “penalty” strategy may also be understood as a harsh form of regulation, for instance, by setting prices which are below the equilibrium level, and enforcing higher quality levels or new regulations. It seems that this strategy is particularly alluring for public agents in pre-election periods; however, public governance and public choice theory are not the subject of this paper.

Figure 1: Investor and public agent in a regulation strategic game



penalties A can be either discretionary or predetermined. What is important is that it may be a substantial sum, even bigger than the utility lost from regulating the monopoly ($A > U^* - U_{re}$). If the investor opts for “profit maximization” and she is not regulated in any way by the public agent,¹² she will reap monopoly profit π_m by limiting production and increasing prices. The consumer’s utility will drop to U_m , where $U_m < U_{re}$.

The public agent who regulates the utility company can force the profit to drop to ε , where ε is a minimal economic profit higher than zero.¹³ The consumer’s utility is then diminished by regulatory cost, which in turn leads to higher price and, consequently, lower demand. Of course the “penalty” will increase the public agent’s payoff by A at the expense of the investor’s payoff (see Figure 1).

The “invest” subgame can also be presented in the form of a matrix of the players’ payoffs (see Table 3).

Payoffs can be simplified and normalized by assuming that the utility lost due to regulation cost equals G (i.e., $U^* - U_{re} = G$) and then subtracting the vector $(0, U_{re})$ from each term of the payoff matrix (see Table 4).¹⁴

¹² Because the public agent either is unable or unwilling to do so.

¹³ As perfect regulation (no informational asymmetry) is hardly possible, I assume that profit exceeds zero. This profit may be, however, hidden (e.g., through transfers to related companies) and is different from reported accounting profit.

¹⁴ Actually, there are two payoff matrixes—one for each player.

Table 3: Payoff matrix of the “invest” subgame

		Public agent		
		Not regulate	Regulate	Penalize
Private investor	Contract fulfillment	$(0, U^*)$	$(0, U_{re})$	$(-A, U_{re} + A)$
	Profit maximization	(π_m, U_m)	(ε, U_{re})	$(\varepsilon - A, U_{re} + A)$

Table 4: Normalized payoff matrix of the “invest” subgame

		Public agent		
		Not regulate	Regulate	Penalize
Private investor	Contract fulfillment	$(0, G)$	$(0, 0)$	$(-A, A)$
	Profit maximization	$(\pi_m, U_m - U_{re})$	$(\varepsilon, 0)$	$(\varepsilon - A, A)$

As the investor’s “profit maximization” strategy dominates the “contract fulfillment” strategy, the public agent’s best response strategy is to “penalize.”¹⁵ “Penalize” will be a dominating strategy if $A > G$. The investor’s best response strategy would then be “profit maximization.” This game resembles the classic “prisoner’s dilemma.” “Profit maximization” – “penalization” is the equilibrium in this one-shot non-cooperative subgame, although with cooperation (“contract fulfillment - lack of regulation”) the payoffs for the players would have been higher.¹⁶ The equilibrium of the whole game is “not invest,” as it ensures that the investor will at least not incur loss. However, the public agent will not benefit from the management and know-how advantage of the private sector.

Some scholars (Axelrod 1984, Brandl & Brooks 1982, Kay 1993, McQuaid 1999) present Build-Operate-Transfer contracts (BOT) as an example of “the prisoner’s dilemma.” The underpinning assumption of their works is that both parties gain considerably more if they cooperate rather than maximize their profit, irrespective of the other party. On one hand, regulation leads to smaller payoff for the investor and higher payoff for the public agent.¹⁷ On the other hand, regulation is costly

¹⁵ Assuming that the consumer’s utility lost due to the monopoly exceeds the cost of regulation ($U_m - U_{re} < 0$). Otherwise, not regulating the monopoly would be a better strategy for the public agent for maximizing consumer’s utility.

¹⁶ E.g., the Chilean Ministry of Public Works seemed to prefer “development over regulation” (Engel, Fischer & Galetovic 2003, 143).

¹⁷ This point is of greatest importance in the case of natural monopolies, as their activity consists mainly of substantial investments in specific non-liquid assets. What follows is that any changes in the contract introduced after the money has been invested may induce hold-up problems and substantially decrease future profit.

and the public agent may be able to internalize part of the producer surplus in other ways. The comparative statics between regulation cost and internalized profit will set the equilibrium.

Even if the game is repeated a finite number of times (long-time franchises, successive Own-Operate-Transfer contracts, etc.), “profit maximization” – “penalization” will still be the subgame equilibrium.¹⁸ Complex contracts with warranties obliging the public agents to regulation without deviation may lead to “profit maximization - regulation.” However, this is an equilibrium only in mixed strategies, as the risk of opportunism¹⁹—i.e., penalization or expropriation carried out by the public agent counter to prior promises (Spiller & Tommasi 2007, 16)—is always existent and higher the more unstable the political system is.²⁰

3 Designing Public-Private Partnerships as an Internalized Repeated Game

Designing a natural monopoly as a public-private partnership considerably changes the game’s character. First, the public agent is now a shareholder in the monopoly company. The choice of a strategy is consequently a result of an internalized game (negotiations) between the private investor and the public agent. The dichotomy in the company’s strategy—“contract fulfillment” on the one hand and “profit maximization” on the other—is transformed into a continuum between “welfare maximization” and “profit maximization.”²¹ Second, many information asymmetries cease to exist, i.e., the public agent knows more about both marginal cost and the quality of goods and services provided by the utility company than in the case of sole

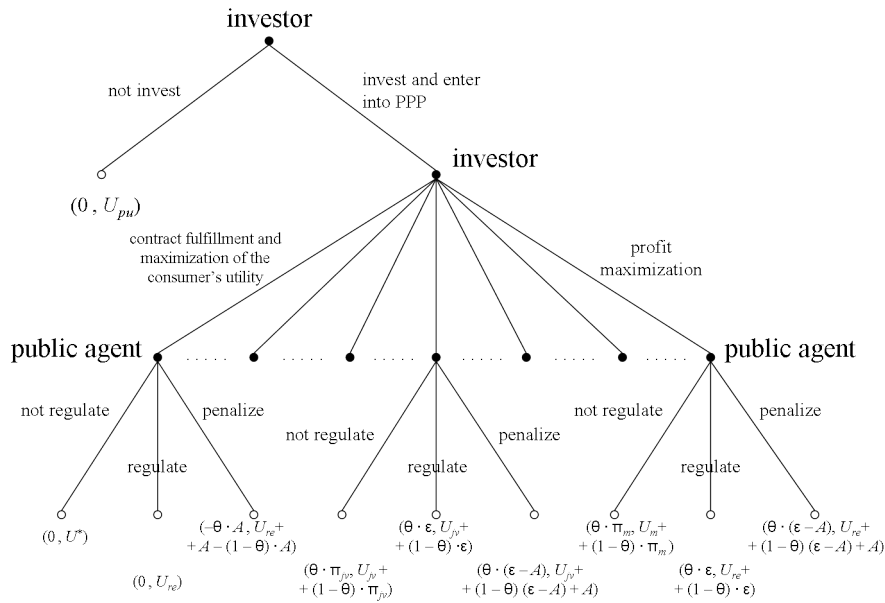
¹⁸ The reason is simple—in a repeated game, the players get to know each other. They might start cooperating and might assume the other player’s attitude from the last game - cooperate, if she cooperated (that is “contract fulfillment” – “no regulation”), or cheat, if she cheated (“profit maximization” – “penalization”). As there is no risk involved of being “penalized” in the last move (e.g., the last year of the franchise), each player will attempt to maximize payoffs through cheating. Secondly, as each player is well aware of the other player’s intentions, the players will try to discount it in the penultimate move. This will continue until the first, also non-cooperative, move. This type of reasoning is referred to as backward induction. The term was first formulated by Zermelo (1913) and extended by Selten (1965). See Rubinstein (1998, 130–131) and Kreps (1990, 89).

¹⁹ In this paper I concentrate on governmental opportunism. A theory of public contracts under third-party opportunism is presented in Spiller (2008) and Spiller & Moszoro (2011).

²⁰ This may be the reason why BOT investments are rarely employed in developing countries and why it is difficult to conclude such agreements from the legal point of view. The rule of law is one of the prerequisites of long-term contracting.

²¹ This continuum is also present in the case of private monopolies; however, there is a strong tendency for polarization towards “profit maximization.”

Figure 2: Public-private partnership as a strategic game



regulation of the private monopoly. Such a game becomes a quasi-non-cooperative or quasi-cooperative game.²²

3.1 Public-Private Partnerships as a One-Shot Game

The strategy of the public-private utility company will be the result of negotiations between its partners over their capital and profit share (θ for the private investor and $1 - \theta$ for the public agent), price, and investment with the resulting quality level.

In this game the investor will propose such strategies which, while increasing the economic profit over 0, will also increase the public agent's payoff through savings in regulatory cost, efficiency and public agent's share in profit $(1 - \theta)\pi$.²³

²² Mixed motive games were first introduced by Schelling (1960). Sulejewicz (1994, 25) presents the games' scope in the following way:

		Communication		
		Lack	Partial	Perfect
Agreements	Binding			Classical cooperative games
	Conditionally binding		Quasi-no-cooperative games Quasi-cooperative games	
	Not binding	Classical non-cooperative games		

Binding agreements and effective communication occur, at least theoretically, between public agents and government-owned companies. Conditional or not binding agreements and weak communication would be typical characteristics of the relations between public agents and private monopolies. This does not mean that they do not communicate or do not fulfill their agreements at all, but rather that some objective hindrances occur which justify the assumption of the existence of information asymmetries.

²³ If the α part of the private investor's profit also constitutes social surplus, it has to be added

Table 5: “Invest and enter into a public-private partnership” subgame payoff matrix

		Public agent								
		Contract fulfillment and welfare maximization			Mixed motive strategy			Profit maximization		
		Not regulate	Regulate	Penalize	Not regulate	Regulate	Penalize	Not regulate	Regulate	Penalize
Private investor	Contract fulfillment and welfare maximization	$(0, U^*)$	$(0, U_{re})$	$(-\theta A, U_{re} + A - (1-\theta)A)$	$(0, U^*)$	$(0, U_{re})$	$(-\theta A, U_{re} + A - (1-\theta)A)$	$(0, U^*)$	$(0, U_{re})$	$(-\theta A, U_{re} + A - (1-\theta)A)$
	Mixed motive strategy	$(\theta\pi_{jv}, U_{jv} + (1-\theta)\pi_{jv})$	$(\theta\varepsilon, U_{re} + (1-\theta)\varepsilon)$	$(\theta(\varepsilon - A), U_{re} + (1-\theta)(\varepsilon - A) + A)$	$(\theta\pi_{jv}, U_{jv} + (1-\theta)\pi_{jv})$	$(\theta\varepsilon, U_{re} + (1-\theta)\varepsilon)$	$(\theta(\varepsilon - A), U_{re} + (1-\theta)(\varepsilon - A) + A)$	$(\theta\pi_{jv}, U_{jv} + (1-\theta)\pi_{jv})$	$(\theta\varepsilon, U_{re} + (1-\theta)\varepsilon)$	$(\theta(\varepsilon - A), U_{re} + (1-\theta)(\varepsilon - A) + A)$
	Profit maximization	$(\theta\pi_m, U_m + (1-\theta)\pi_m)$	$(\theta\varepsilon, U_{re} + (1-\theta)\varepsilon)$	$(\theta(\varepsilon - A), U_{re} + (1-\theta)(\varepsilon - A) + A)$	$(\theta\pi_m, U_m + (1-\theta)\pi_m)$	$(\theta\varepsilon, U_{re} + (1-\theta)\varepsilon)$	$(\theta(\varepsilon - A), U_{re} + (1-\theta)(\varepsilon - A) + A)$	$(\theta\pi_m, U_m + (1-\theta)\pi_m)$	$(\theta\varepsilon, U_{re} + (1-\theta)\varepsilon)$	$(\theta(\varepsilon - A), U_{re} + (1-\theta)(\varepsilon - A) + A)$

Note: π_m —monopoly profit; π_{re} —regulated monopoly profit; π_{jv} —public-private joint venture profit.

In public-private partnerships as modeled here, payoffs and penalties are ascribed to the public-private joint venture, and thus divided between both public agents and private investors in proportion to their share in the enterprise (see Figure 2). The “mixed motive strategy” consists of achieving a compromise on prices and quality levels in a way that would prove satisfactory to both parties: public-private joint venture profit π_{jv} should be positive and welfare should be bigger than in the case of both public monopoly and regulated private monopoly. The two goals—welfare maximization and profit maximization—are at least partially contradictory.²⁴ The outcome of the negotiations will be visible in both the capital structure and distribution of profit, i.e., $e \leq \theta \leq 1 - h$, where e is the minimum share required by the private investor to transfer its *know-how* and h is the minimum required by the public agent to exercise sufficient control over internal processes within the company.²⁵ Table 5 shows the payoff matrix for the “invest and enter into a public-private partnership” subgame.

Again, payoffs can be normalized by assuming that the utility lost due to regulation cost equals G (i.e., $U^* - U_{re} = G$) utility from a public-private joint venture

to the public agent’s payoff, i.e., $\alpha\theta\pi$.

²⁴ The level of opposition between welfare and profit maximization depends on the degree of internalization of private profit by the public agent.

²⁵ This problem can, therefore, be perceived as a multi-criterion optimization task. In the proposed simplified model, objective functions are measured as shares in both the capital and the profit sharing θ .

company equals utility from a regulated monopoly (i.e., $U_{jv} = U_{re}$), profit π_{jv} equals G , and public and private share in the partnership are equal (i.e., $\theta = 1 - \theta = 0.5$), and then subtracting the vector $(0, U_{re})$ from each term of the payoff matrix (see Table 6).

Table 6: Normalized “invest and enter into a public-private partnership” subgame payoff matrix

		Public agent								
		Contract fulfillment and welfare maximization			Mixed motive strategy			Profit maximization		
		Not regulate	Regulate	Penalize	Not regulate	Regulate	Penalize	Not regulate	Regulate	Penalize
Private investor	Contract fulfillment and welfare maximization	$(0, G)$	$(0, 0)$	$(\frac{-A}{2}, \frac{A}{2})$	$(0, G)$	$(0, 0)$	$(\frac{-A}{2}, \frac{A}{2})$	$(0, G)$	$(0, 0)$	$(\frac{-A}{2}, \frac{A}{2})$
	Mixed motive strategy	$(\frac{G}{2}, \frac{G}{2})$	$(\frac{\varepsilon}{2}, \frac{\varepsilon}{2})$	$(\frac{\varepsilon-A}{2}, \frac{\varepsilon+A}{2})$	$(\frac{G}{2}, \frac{G}{2})$	$(\frac{\varepsilon}{2}, \frac{\varepsilon}{2})$	$(\frac{\varepsilon-A}{2}, \frac{\varepsilon+A}{2})$	$(\frac{G}{2}, \frac{G}{2})$	$(\frac{\varepsilon}{2}, \frac{\varepsilon}{2})$	$(\frac{\varepsilon-A}{2}, \frac{\varepsilon+A}{2})$
	Profit maximization	$(\frac{\pi_m}{2}, U_m - U_{re} + \frac{\pi_m}{2})$	$(\frac{\varepsilon}{2}, \frac{\varepsilon}{2})$	$(\frac{\varepsilon-A}{2}, \frac{\varepsilon+A}{2})$	$(\frac{\pi_m}{2}, U_m - U_{re} + \frac{\pi_m}{2})$	$(\frac{\varepsilon}{2}, \frac{\varepsilon}{2})$	$(\frac{\varepsilon-A}{2}, \frac{\varepsilon+A}{2})$	$(\frac{\pi_m}{2}, U_m - U_{re} + \frac{\pi_m}{2})$	$(\frac{\varepsilon}{2}, \frac{\varepsilon}{2})$	$(\frac{\varepsilon-A}{2}, \frac{\varepsilon+A}{2})$

“Profit maximization” is also a dominating strategy²⁶ for the investor in the public-private partnership. Nevertheless, the public agent is aware of the strategy to be implemented by the investor. Through backward induction, this game is simplified to a straightforward choice of strategies made by the investor, in which payoffs would correspond to the most effective protective strategies chosen by the public agent (see Table 7).

Corollary 1 *In a one-shot PPP game the best strategy for the private investor consists of either investing and implementing a mixed motive strategy of moderate profit if $G > \varepsilon + A$, or completely refraining from investing in all other cases. As A may assume any value up to I ,²⁷ then if $G < \varepsilon + A \leq I$, the private investor will not invest and will not enter into a public-private partnership.*

3.2 Repeated Games, Financial Standing of Utility Companies, and Public Agent’s Opportunism

The public agent takes into account that, if the private investor refrains from investing, she incurs loss $U_{pu} - U^*$ due to inefficient management of public infrastructure

²⁶ Or weakly dominating strategy if $\varepsilon = 0$.

²⁷ The investor would not pay penalties exceeding sunk cost.

Table 7: Normalized “invest and enter into a public-private partnership” subgame payoff matrix. It takes into account backwards induction, as well as the most effective protective strategies implemented by the public agent and different levels of penalties

		If		
		$G > \varepsilon + A$	$\frac{A}{2} < G < \varepsilon + A$	$G < \frac{A}{2}$
Private investor	Contract fulfillment and welfare maximization	$(0, G)$	$(0, G)$	$(-\frac{A}{2}, \frac{A}{2})$
	Mixed motive strategy	$(\frac{G}{2}, \frac{G}{2})$	$(\frac{\varepsilon - A}{2}, \frac{\varepsilon + A}{2})$	$(\frac{\varepsilon - A}{2}, \frac{\varepsilon + A}{2})$
	Profit maximization	$(\frac{\varepsilon - A}{2}, \frac{\varepsilon + A}{2})$	$(\frac{\varepsilon - A}{2}, \frac{\varepsilon + A}{2})$	$(\frac{\varepsilon - A}{2}, \frac{\varepsilon + A}{2})$

Notes:

- a) Assuming $U_m - U_{re} + \frac{\pi}{2} < \frac{\varepsilon + A}{2}$.
- b) Cases of weak inequalities have been disregarded.

(for simplification $U_{pu} = U_{re}$ and, consequently, $K = G$, where K is the cost of inefficient public management compared to private management). Therefore, the best strategy for the public agent is to “not regulate” the utility company.

Consequently, an important question arises: how to convince the investor of the public agent’s intention of neither regulating nor penalizing the utility company?

One of the most often referenced arguments in the game theory literature is the unprofitability of deviation in one period if future losses were to be considered in a sequential game (Martin 2001). Repeated games increase the set of payoffs achievable for the public agent and private investor, comparing to the public-private Nash stage game. In the analyzed model, the public agent would gain θA for only one period of time and then get $-G$. Opportunism is thus a profitable strategy for a public agent if:

$$\begin{aligned} \theta A - \sum_{t=1}^{\infty} \frac{G}{(1 + r_{pu})^t} &> 0 \\ \theta A - \frac{G}{r_{pu}} &> 0 \\ A &> \frac{G}{\theta r_{pu}} \end{aligned} \tag{1}$$

where r_{pu} is the discount rate for the public agent.

As $A = I$,²⁸ inequality (1) can be formulated as:

²⁸ $A = I$ would be synonymous with expropriation. The possibility of renegotiation of prior agreements is implicitly included as a follow-up to the strategy of penalizing the player by expropriation ($A = I$) and beginning the game once again.

$$I > \frac{G}{\theta r_{pu}} \quad (2)$$

A proxy for economic profit G is Economic Value Added (EVA), i.e., Net Operating Profit After Tax ($NOPAT$) less the Weighted Average Cost of Capital multiplied by invested capital ($WACC \cdot I$), where the $WACC$ for a public agent would be the discount rate not lower than the interest rate r_{pu} .²⁹

$$G = NOPAT - r_{pu}I \quad (3)$$

Replacing G in inequality (2):

$$\begin{aligned} I &> \frac{NOPAT - r_{pu}I}{\theta r_{pu}} \\ (1 + \theta)I &> \frac{NOPAT}{r_{pu}} \\ r_{pu} &> \frac{1}{1 + \theta} \frac{NOPAT}{I} \end{aligned} \quad (4)$$

Definition 1 *For a given party the likelihood of opportunism of the counter-party equals her beliefs on the counter-party's opportunistic behavior.*

Corollary 2 *The public agent's likelihood of opportunistic behavior increases in investment I , public discount rate r_{pu} , and investor's share θ , and it decreases in Net Operating Profit After Tax ($NOPAT$).*

The higher r_{pu} or the lower $NOPAT/I$ ratio, the stronger the public agent's tendency for opportunism. The fact that public opportunism decreases in $NOPAT$ contradicts what is intuitively understood as rent appropriation in private opportunism.

There is an investment paradox in public-private partnerships: on the one hand, public-private partnerships may improve profitability; on the other hand, because utility companies' profitability is low before engaging the private sector, public

²⁹ Economic Value Added—EVA® allows to disentangle operational profit from cost of capital. Its methodology was introduced by Stern Stewart and Co (see www.eva.com). It gained popularity in late 1990. Fernandez (2001) distinguishes EVA from the economic profit and explains why neither of them can be used to measure the value added for shareholders. Nevertheless, his arguments pertain to accounting techniques and exceed the scope of this paper.

agents are prone to behave opportunistically. As the cost of capital in emerging economies decreases with development, the conditions for public opportunism—i.e., inequality (4)—will become more difficult to satisfy, and thus investors should be more inclined to invest.

3.3 A Case Example—Water Companies in Poland and PPP

In 2002, the city of Poznan was considering a partial privatization of Poznanskie Wodociagi i Kanalizacja Sp. z o.o. (Poznan Water and Wastewater Company, further referred as PWiK) and at the same time was one of a few whose financial statements were publicly available (www.pwik.poznan.pl, accessed June 13, 2003), which makes it a good case study of potential public opportunism and deterrent of private investment.

The profitability of Polish utility companies classified by the Central Statistical Office (GUS) in the category “Production and distribution of electricity, gas and water” was relatively low during systemic transformation years (see Table 8).

Table 8: Profitability ratios of electricity, gas and water utility companies in years 1995–2001 (in %)

Year	1995	1996	1997	1998	1999	2000	2001
Operating profit margin	6,4	4,3	4,1	1,8	1,3	0,4	1,0
Returns on Sales	3,5	2,0	2,3	0,7	0,2	-0,5	0,0

Source: GUS (1993-2002).

Although water companies reported higher profitability than the mean for the whole utilities category, they did not generate positive economic profit (see Table 9).

Among publicly traded municipal companies in Poland, only Bedzin SA achieved Return on Equity (*ROE*) exceeding 10% from the third quarter of 2002 to the second quarter of 2003: 13.9%, with low leverage (Debt to Assets ratio was 9.9%). Other companies achieved *ROE* well below their cost of capital: Aqua 5.7%, Kogeneracja 2.0%, MPEC 0.1%, Wodkan 2.4%, and ZOiGO MZO 0.0%;³⁰ ergo, they did not make economic profit. Poznanskie Wodociagi i Kanalizacja (PWiK), whose operating profit margin was above average and whose cost of capital was relatively

³⁰ Data from: Raport spolek. Skonsolidowane wyniki finansowe spolek i wybrane wskaźniki, I–II kwartał 2003, “Rzeczpospolita” nro. 192 (6572) of August 19, 2003, p. B7.

Table 9: Financial standing of water utility companies responsible in years 1997–2001 (in million PLN)

Year	1997	1998	1999	2000	2001
Revenues from the business activity, including:	3,310.4	3,739.3	4,296.1	4,815.0	5,424.6
—Revenue from goods and services	2,959.6	3,431.5	3,952.4	4,380.1	4,983.2
—Revenue from items and materials	52.7	43.4	42.1	51.7	61.3
—Financial revenues	143.8	75.9	67.5	101.3	123.9
Tax deductible costs, including:	3,128.3	3,589.5	4,141.2	4,768.3	5,308.1
—Cost of goods sold	2,921.8	3,394.9	3,916.4	4,314.4	4,979.6
—Cost of items and materials sold	51.5	83.8	36.5	46.1	48.1
—Financial costs	91.5	26.6	65.9	264.1	117.8
Operating profit	182.1	149.8	154.9	46.7	116.5
Extraordinary profit	6.8	2.7	6	0.7	1.6
Extraordinary loss	21.1	10.7	12	3.5	3
Income before taxes	167.8	141.8	148.9	43.9	115.1
Gross profit	184.8	179.8	209.3	263.8	217.8
Gross loss	96.3	38	60.4	219.9	102.7
Taxes and fees	65.7	51.7	64.3	137.4	91.9
—Income tax	59.5	46.1	56.5	131.9	87.1
Income after taxes	102.1	90.1	84.6	-93.5	23.2
Net profit	119.7	128.4	145.6	130.6	126.5
Net loss	17.6	38.3	61	224.1	103.3
Operating profit margin	5.1%	3.8%	3.5%	0.9%	2.1%
Return on sales	3.1%	2.4%	2.0%	-1.9%	0.4%
NOPAT = operating profit + financial costs - taxes and fees	207.9	124.7	156.5	173.4	142.4
$I =$ net value of fixed assets (a)			20,244.4	22,062.8	23,892.8
Weighted Average Cost of Capital $WACC = r_{pu}$			16.80%	18.06%	11.52%
$EVA = NOPAT - WACC \cdot I$			-3,244.6	-3,811.1	-2,610.1
$NOPAT/I$			0.8%	0.8%	0.6%

(a) Working Capital data not disclosed; if assumed positive, then EVA would be even lower.

Source: GUS (1993-2002) and my own calculations.

low (in 2001 the city of Poznan, the main shareholder in PWiK,³¹ issued five- and six-year bonds at 40 basis points above 52-week Treasury bond reference rate), did not achieve economic profit (see Table 10).

Table 10: Economic value added for PWiK in years 2001–2002 (in PLN)

Year	2001	2002
Operating profit margin	8.9%	1.0%
Return on Sales	6.0%	0.2%
$NOPAT =$ operating profit + financial costs - income tax	18,751,374.28	11,926,444.24
$WACC = r_{pu} = T52 + 0.4\%$	11.24%	6.21%
$I =$ equity + long-term debt + credits and loans	535,601,241.16	909,610,974.67
$EVA = NOPAT - WACC \cdot I$	-41,450,205.23	-44,560,397.29
$NOPAT/I$	3.5%	1.3%

Source: my own calculations based on financial data obtained from PWiK (www.pwik.poznan.pl, accessed June 13, 2003).

Taking into account that in 2002 the cost of borrowing³² for the city of Poznan

³¹ As of October 18, 2002, six municipalities were shareholders in PWiK: Poznan 3,749,184 shares, i.e., 81.50% at nominal value of PLN 187,459,200; Lubon 3.77%; Mosina 4.02%; Murowana Goslina 3.15%; Puszczykowo 2.55%; Swarzedz 5.01%. In July 2003 the company changed its name to Aquanet.

³² I.e., the lower bound of the discount rate.

was 6.65% and assuming after-money $\theta = 0.5$, the *NOPAT/I* ratio should have been above 9.975% for deviation not to be a profitable strategy for the public agent. Thus low profitability (see Table 10) and hence high likelihood of public opportunism at that time could have been a substantial deterrent for the private investor in the privatization process.

4 Minimizing Opportunism Through Exit and Bail-out Options

One of the mechanisms of minimizing the risk of public opportunism is to specify contractual provisions for subsidies or compensations from the public agent when profit falls below the expected profit of the public-private joint venture π_{jv} . This mechanism, on the one hand, requires contract completeness and, on the other hand, might place the public agent in an ambiguous position and make it the judge in its own case. Even if there is a higher court to appeal to, the private investor may deter from investing due to the time and costs necessary for the judiciary to execute court decisions.

To reduce public opportunism as deterring factor of private investments in public-private joint-ventures, I propose the contractual creation of an exit option which allows the private investor to opt out of a public-private investment³³ and be compensated at the cumulative value of the investment times the rate of return that capital could be expected to earn in an alternative investment of equivalent risk, i.e., in the presented model at the weighted cost of capital (WACC) times the sum of last period's book value plus capital expenditures covering depreciation.³⁴

Proposition 1 *A perpetual exit (put) option at a strike price equal to the annualized investment, where the public agent is short and the private investor long, offsets the gains from public opportunism against the private investor in a public-private joint venture and thus reduces public opportunism as an ex ante deterring factor.*

In order to streamline calculations, I assume a two-part tariff where capital costs

³³ See "abandonment option" in Copeland, Koller & Murrin (1994, 456) and "bail-out option" in Zerbe Jr. & Dively (1994, 387–388).

³⁴ For model simplicity, I assume all profits after replacement capital expenditures are paid in dividends, therefore the book value of the company is constant. More elaborated models can contemplate a flexible strike price for the option, e.g., indexed to the industry.

are covered by fixed fees $f(q)$, q being the level of quality dependent on I , i.e., $q(I)$ (Moszoro 2010), the price of the shares remaining at their nominal value, and profit paid to the shareholders as dividend. This proposition is therefore convergent with Posner's (1972, 98–129) suggestion which takes into account the initial investment, improvements, and depreciation for valuation of utilities.³⁵

European options can be executed only at a specified moment. American options can be executed at any given moment preceding expiration. The postulate for perpetual put options is aimed at avoiding reverse induction and ineffective equilibria.³⁶

An option is a right, but not an obligation, to undertake certain activities in the future, e.g., to buy or sell a given basic instrument (shares, bonds) in specified quantities at a set price and within a specified time (or by a specified date). An exit option contract on shares of a utility company has features of both financial and real options. Jajuga (2002, 311–313) enumerates eleven differences between financial and real options. The following outline characterizes a private investor's exit option in a public-private partnership (the first is a basic difference concerning the underlying asset; the next are from Jajuga's listing):

1. **Underlying asset:** the shares in the public-private utility company, i.e., an instrument subject to trade. In this regard these options are similar to financial options.
2. **Form of the contract:** in the case of real options, contracts are non-existent (there is no issuer or short seller), and their expiration date and strike price are dependent on the option holder and the circumstances. Real options must therefore be identified or created by the asset holder—only then can they be described. Financial options are standardized. In the case of options for shares in a public-private utility company, the options are the outcome of a formal contract, as in the case of financial options; however, they are characterized by unique or quasi-unique features, as in the case of real options.

³⁵ The full valuation of the company would be more complex, especially when considering the level of replacement investments. I assume both parties have an interest in maintaining investments at the assets' depreciation rate.

³⁶ Sequential options renewed annually would yield the same result.

3. **Pricing of the underlying asset:** pricing options for shares in a public-private partnership is closer to real options valuation, as utility companies are not usually traded in stock exchanges and there is no market valuation. Discount or book methods are most often employed to carry out non-market valuations, with the additional benefit of allowing for flexibility in the decision-making process.
4. **Risk:** the value of the options for shares in a utility company is determined both by market risk—irrespective of the management—and specific risk, which can at least be partially controlled by active management, as is the case of both real and financial options.
5. **Decision method for executing an option:** in a public-private partnership, decision-making entails multiple criteria (including political factors and externalities) and is not based on a simple comparison between the market price and the strike price of the underlying asset; hence there are more similarities to real options. Nevertheless, in the model presented here, the exit option is of positive value when there is an economic loss, thus the decision method is simple comparison.
6. **Option incidence:** financial options occur singularly, while real options linked with a given investment project usually form a sequence of options (i.e., the execution of one option creates a further set of different options) or an option portfolio. In the mechanism presented, not executing the exit option creates the possibility of undertaking further common investments and guarantees other public agents that such cooperation with the private investor is feasible.
7. **Possibility of managing options and influencing their value:** in public-private partnerships it is expected that the private investors perform active management, which causes the put option to resemble a real option. Active management can influence the cash flows, the cost of capital, and—as a result—the entire present value of the company and the underlying asset. The

expiration date is subject to change, e.g., in the course of negotiations, which has a positive effect on the value of the option.

8. **Option type:** in most cases, real options are American-type options. Issuing an exit option to a private investor is reasonable only if the option can be executed at any time or at the end of any period.
9. **Accessibility:** financial options are generally accessible through financial markets, while real options must be identified or created over the counter. Over-the-counter options better describe the required non-standard approach to public-private partnerships.
10. **Valuation model:** as with real options, the binomial option pricing model is a more useful means of options pricing in a public-private partnership, as it is based on the description of an underlying instrument over a discrete period of time (lattice model) rather than a single point in a continuous-time data set.
11. **Complexity level:** contracts for options in a private–public partnership are more complex than standard financial options.
12. **Right to execute the option:** real options may be held by different stakeholders in a project; as in financial options, only bail-out and exit option holders have the exclusive right to decide whether and when the option is to be executed.

4.1 Pricing Exit Options

The value of exit options may be determined by using a binomial tree (Cox, Ross & Rubinstein 1979, Cox & Rubinstein 1985). This method consists of identifying options, placing them on a tree diagram, and calculating the expected value of the modified tree (Zerbe Jr. & Dively 1994, 386–390). The difference between the expected value without the option and the expected value of the enterprise with the option amounts to the value of the option.

Determining the value of the option is quite simple in the case of a one-shot game. Assuming the likelihood of the public-private partnership generating an economic profit G is σ and the likelihood of generating an economic loss $-A$ (this might

also be a penalty or restrictive regulation) is $1 - \sigma$, the Net Present Value (NPV) of the investment in a public-private utility company for the private investor is equal to:

$$NPV_{pr} = \theta \left[-I + \sigma \frac{G + r_{pr}I + I}{1 + r_{pr}} + (1 - \sigma) \frac{-A + r_{pr}I + I}{1 + r_{pr}} \right] \quad (5)$$

i.e., at the beginning of the period, the investor invests θI , and at the end of the period the investor receives a return on invested capital $\theta r_{pr}I$, generates economic profit or loss θG with probability σ or $-\theta A$ with probability $1 - \sigma$, and owns residual value θI .

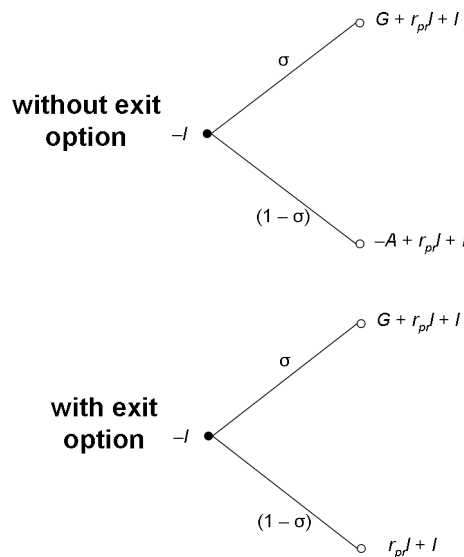
Simplifying terms:

$$NPV_{pr} = \theta \left[\frac{\sigma G - (1 - \sigma)A}{1 + r_{pr}} \right] \quad (6)$$

Assuming that, if the utility company incurs a loss of $-A$, the private investor will be able to sell her shares to the public agent at their nominal value and receive a return equal to the cost of capital (see Figure 3), the private investor's payoff with an exit option equals:

$$NPV_{pr_{put}} = \theta \frac{\sigma G}{1 + r_{pr}} \quad (7)$$

Figure 3: Expected value of investment for an investor with and without an exit option in a one-shot game



The value of the exit (put) option equals:

$$V_{put} = NPV_{pr_{put}} - NPV_{pr}$$

$$V_{put} = \theta \frac{\sigma G}{1 + r_{pr}} - \theta \left[\frac{\sigma G - (1 - \sigma)A}{1 + r_{pr}} \right]$$

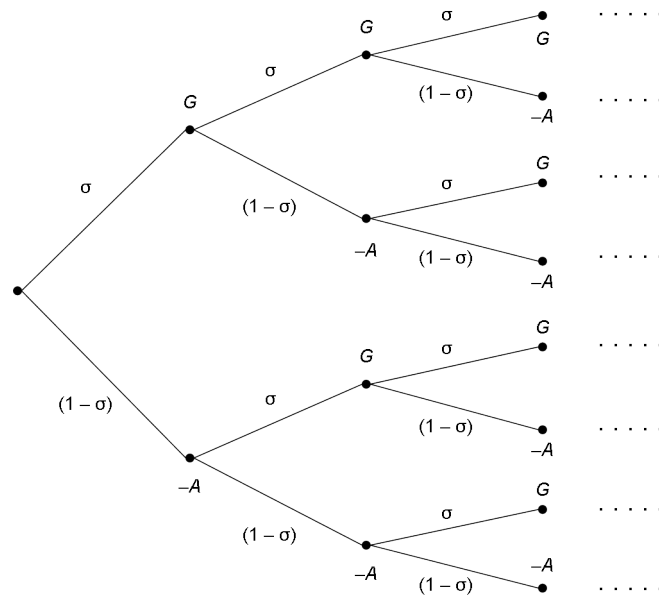
$$V_{put} = \theta \frac{(1 - \sigma)A}{1 + r_{pr}} \tag{8}$$

Let $\theta, \sigma \in (0, 1)$, and $A > 0$, i.e., let us assume a public-private joint venture with probable penalties.

Lemma 1 *In a one-shot game an exit option in a public-private company is of positive value for every θ, σ and A , and satisfies minimax conditions.*

The tree diagram is more complex in the case of repeated and infinitely repeated games. Figure 4 presents a tree diagram assuming that payoff equals G with probability σ and $-A$ with probability $1 - \sigma$ of public opportunism for each period.

Figure 4: Expected investment value for an investor without an exit option in an endless repeated game



Note: payoffs in all periods have been simplified to the economic outcome.

The expected value of the game for a private investor without an exit option

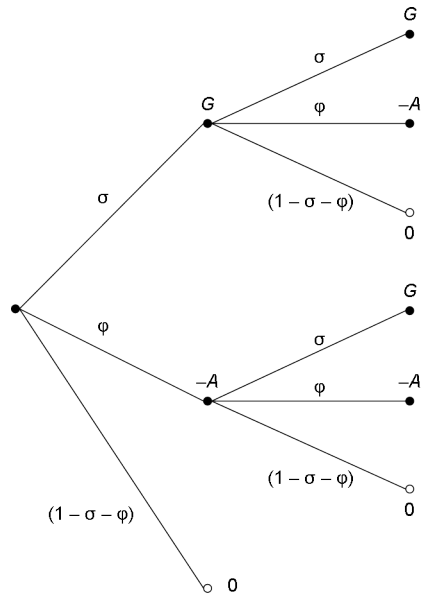
equals:

$$\begin{aligned}
 NPV_{pr} &= \theta \left[\frac{\sigma G - (1 - \sigma)A}{1 + r_{pr}} + \frac{\sigma^2 G - \sigma(1 - \sigma)A + \sigma(1 - \sigma)G - (1 - \sigma)^2 A}{(1 + r_{pr})^2} + \dots \right] \\
 NPV_{pr} &= \theta \left[\frac{\sigma G - (1 - \sigma)A}{1 + r_{pr}} + \frac{\sigma[\sigma G - (1 - \sigma)A] + (1 - \sigma)[\sigma G - (1 - \sigma)A]}{(1 + r_{pr})^2} + \dots \right] \\
 NPV_{pr} &= \theta \left[\frac{\sigma G - (1 - \sigma)A}{1 + r_{pr}} + \frac{\sigma G - (1 - \sigma)A}{(1 + r_{pr})^2} + \dots \right] \\
 NPV_{pr} &= \theta \frac{\sigma G - (1 - \sigma)A}{r_{pr}} \tag{9}
 \end{aligned}$$

Let $\varphi \in [0, 1 - \sigma]$ be the probability of positive outlook belief by the investor when loss is reported (see Figure 5).

Definition 2 *An optimistic investor refrains from from executing the exit option despite incurring a loss in one period; a pessimistic investor executes the exit option with probability 1 when loss is incurred. The ratio $\varphi/(1 - \sigma) \in [0, 1]$ is the degree of the investor's optimism belief.*

Figure 5: Expected investment value for a private investor with an exit option in an endless repeated game



Proposition 2 *An investor in a public-private company holding an exit option at a strike price equal to the annualized investment will end up with non-negative economic profit if she shows no optimism and executes the option when a loss is incurred.*

The expected value of the game with an exit option equals:

$$\begin{aligned}
NPV_{pr_{put}} &= \theta \left[\frac{\sigma G - \varphi A}{1 + r_{pr}} + \frac{\sigma^2 G - \sigma \varphi A + \varphi \sigma G - \varphi^2 A}{(1 + r_{pr})^2} + \dots \right] \\
NPV_{pr_{put}} &= \theta \left[\frac{\sigma G - \varphi A}{1 + r_{pr}} + \frac{\sigma(\sigma G - \varphi A) + \varphi(\sigma G - \varphi A)}{(1 + r_{pr})^2} + \dots \right] \\
NPV_{pr_{put}} &= \theta \left[\frac{\sigma G - \varphi A}{1 + r_{pr}} + (\sigma + \varphi) \frac{\sigma G - \varphi A}{(1 + r_{pr})^2} + \dots \right] \\
NPV_{pr_{put}} &= \theta \frac{\sigma G - \varphi A}{r_{pr} + 1 - \sigma - \varphi}
\end{aligned} \tag{10}$$

The price of an indefinite exit (put) option amounts to:

$$\begin{aligned}
V_{put} &= NPV_{pr_{put}} - NPV_{pr} \\
V_{put} &= \theta \frac{\sigma G - \varphi A}{r_{pr} + 1 - \sigma - \varphi} - \theta \frac{\sigma G - (1 - \sigma)A}{r_{pr}}
\end{aligned} \tag{11}$$

Example (Cont. from Section 3.3) At PWiK in Poznan, the level of sunk investments was 909.6 million PLN and the Net Operating Profit After Tax was 11.9 million PLN in 2002 (see Table 10). Assuming that the cost of capital for a potential private investor in PWiK was 8.65% (200 basis points than for the city of Poznan) and $\sigma = .8$, the exit option would be of value for the private investor if she fears penalties of 33.3 million PLN, i.e. 3.7% of investments.

By definition, the probability of positive outlook when loss is incurred cannot be greater than the probability of not incurring profit, thence $\varphi \leq 1 - \sigma$. In a fully optimistic scenario ($\varphi = 1 - \sigma$), the exit option value equals zero (both terms on the right side of equation (11) are identical).

The first term in equation (11) is linear in φ and the second term is constant in φ . The condition under which the exit option has a positive value, i.e., the derivative in φ of the first term in equation (11) is negative, are satisfied for $[\sigma G - (1 - \sigma)A]/r_{pr} < A$. If the private investor believes that A may equal I (expropriation), then the exit option has a positive value in non-fully pessimistic scenarios ($\varphi > 0$) only if the NPV of the project is negative. However, in this case the project would not be undertaken at all by the private investor. Thus in non-fully optimistic scenarios, the exit option has a positive value when the expected present value of the game without

the option is lower than the plausible one-period loss and, interestingly, does not depend on the level of optimism φ .

To conclude, the private investor will be better off if she is fully pessimistic, i.e., exercises the option when profit is below expected π_{jv} . Actually, for the public agent to restrain from opportunism it is sufficient that she believes that the private investor is pessimistic (φ equal to zero).

Corollary 3 *The pessimistic private investor's payoff of a contract with an exit option with a strike price equal to the annualized investment is non-negative and satisfies minimax conditions.*

In financial notation, the *NPV* of the investment for the pessimistic private investor in a public-private joint venture with an exit option equals:

$$NPV_{pr_{put}} = -\theta I + \sum_{t=1}^{T-1} \frac{\theta \pi_{jv}}{(1+r_{pr})^t} + \theta \frac{I(1+r_{pr})}{(1+r_{pr})^T}$$

$$NPV_{pr_{put}} = \theta \left[-I + \pi_{jv} \frac{1 - (1+r_{pr})^{-(T-1)}}{r_{pr}} + \frac{I}{(1+r_{pr})^{T-1}} \right] \quad (12)$$

where T designates the moment of executing the exit option.

Profit $\pi_{jv} \geq r_{pr}I$ in all periods from 1 to $T-1$ indicates that the cost of capital is covered, while $I/(1+r_{pr})^{T-1}$ ensures that, upon execution of the option at period T when the private investor incurs loss, the initial investment and last period's profit are recovered.

4.2 Minimizing Private Opportunism With Bail-Out (Call) Options

The opportunism strategy is profitable for the private investor if the expected one-period profit of the monopolist π_m minus the profit generated by fulfilling the contract in terms of quality and price minus discounted future penalties exceeds zero:

$$\theta(\pi_m - G) - \sum_{t=1}^T \frac{\theta A}{(1+r_{pr})^t} > 0 \quad (13)$$

where r_{pr} is the cost of capital for the private investor.

As the sum of discounted penalties cannot exceed invested capital ($\sum_{t=1}^T A/(1+r_{pr})^t \leq I$), the outcome is the following condition for private opportunism profitabil-

ity:

$$\begin{aligned}\theta(\pi_m - G) - \theta I &> 0 \\ \pi_m - G &> I\end{aligned}\tag{14}$$

Replacing G in inequality (14), analogically to equation (3), by $NOPAT - r_{pr}I$:

$$\begin{aligned}\pi_m - NOPAT + r_{pr}I &> I \\ r_{pr} &> 1 - \frac{(\pi_m - NOPAT)}{I}\end{aligned}\tag{15}$$

Corollary 4 *The higher the potential monopoly profit π_m and interest rates r_{pr} , the more likely the private investor will behave opportunistically, lowering quality and increasing the price towards monopoly price; the higher the value of investment I and Net Operating Profit After Tax (NOPAT), the less likely the private investor will behave opportunistically.*

Corollary 5 *Low NOPAT/ I ratio increases the likelihood of both public and private opportunism. Therefore, increasing the profitability of the public-private utility company improves the sustainability of the joint venture vis-à-vis public and private opportunism.*

Analogically to the private investor, who can execute the exit option in order to secure her interests, the public agent, who is concerned with maximizing consumer utility, can secure herself against the risk of opportunism of the private investor (i.e., higher prices and lower quality) by holding a bail-out (call) option. The bail-out option gives the public agent the right to purchase, at the end of each period, the investor's shares at the strike price $\theta(1 + r_{pr})I$, i.e., the annualized investment.

Taking into account that the public agent executes the bail-out option with a view to renegotiating the terms of the contract or reselling the shares to another investor,³⁷ such options can be compared to options referred to in financial literature as options to expand (Copeland, Koller & Murrin 1994, 457–458) or switching

³⁷ Including the option to bail-out a private investor from utility companies by the public agent is not a novel idea. This option is present, e.g., in cable TV license contracts in Los Angeles (Williamson 1985, 341–342). A multi-stage call option mechanism is described by Engel, Fischer & Galetovic (2003, 140–142) in a highway franchise in Chile, which involved performance callable bonds from the franchise bidder during the construction stage and the possibility of buying back the franchise with a fair compensation after the twelfth year of the franchise.

options. Moreover, bail-out options at a fair strike price solve the “dynamic costs” problem (Williamson 1976) of periodically repeated auctions, i.e., short-termism in the investment behavior of the incumbent firm (Laffont & Tirole 1993, 308).

The bail-out option might be executed by the public agent for the following reasons:

- a) Lack of fulfillment of contract terms by the private investor regarding investments at the agreed-upon level I .
- b) The appearance of a new technology which the incumbent investor lacks and which can notably improve the effectiveness of the utility company. If a new investor can reduce costs due to management reorganization, investment in new capacity, or discovery of new production technologies, it is beneficial for the public agent to repurchase shares in the public-private partnership and enter into a new partnership.³⁸
- c) The endeavors of the private investor to realize monopoly profit by means of curbing production, lowering quality, or raising prices. In such situations the public-private partnership would become closer to a private monopoly and would be a case of capturing the utility company by the private investor. The public agent might find it beneficial to regulate the monopoly, or repurchase shares from the private investor and enter into a new partnership, or create a public monopoly.

Another advantage—quite significant, though less formal from an economic point of view—of holding a bail-out option by the public agent is that it reduces concerns of the public at large (consumers, voters) about the possible lack of agreement between the public agent and the private investor, or the capturing of the utility company by the private investor. The awareness of the existence of the bail-out option might prove an effective social “tranquilizer” and reduce third-party opportunism (Spiller & Moszoro 2011).

The value of the bail-out option is dependent on market contestability. Exit and bail-out options, similar to financial put and call options, provide both parties

³⁸ Assuming the shares in the utility company will be sold at the same or better price.

with notable advantages: the private investor obtains the possibility of minimizing economic loss, while the public agent acquires a tool for enhancing the efficiency of utility companies and lowering the costs of opportunistic renegotiations.

4.3 Secondary Markets

The proposed bail-out and exit options are not investment-class assets. They are over-the-counter no-cash barter (i.e., premiums are offset) and constitute a contractual opportunism deterrent mechanism. Therefore the existence of secondary markets (or “aftermarkets”) for these options is—*nomen omen*—of secondary importance.

Secondary markets are not necessary for bail-out (call) options. On the one hand, whereas the private investor cares about profit, the public agent cares both about profit and consumer’s utility. Therefore the public agent’s valuation of a public utility is always higher than the investor’s valuation. If a call option is in the money, the private investor will sell. On the other hand, the public agent is liquid (or “more liquid” than the private investor), thus can execute the call option.

The problem of secondary markets for exit (put) options is solvable. The contractual mechanism can contemplate put options convertible to liquid assets (e.g., Treasury bonds) held in an escrow account or long “calls on puts,” i.e., the right to sell another stock at a set price.

5 Option Contracts As a Means to Efficient Public-Private Partnerships

The option mechanism for public-private partnerships combines the advantages of incomplete “once-and-for-all” contracts (Stigler 1968) and incomplete long-term contracts (Demsetz 1968) with those of short-term contracts (Posner 1972). Incentives for long-term investments are at the same time risk deterrents of opportunism. The flexibility of the option contracts enables a continuous process of enhancing cooperation between the investor and the public agent or termination of cooperation without loss for any of the parties. Under this regime, information asymmetries (e.g., on quality or accounting) are less likely to occur, since deviation is penalized

in the subsequent period. Furthermore, the issue of problem-free transfer of assets mentioned by Posner (1972) de facto boils down to the purchase of assets at a set price: the strike price of the exit or bail-out option.

Concession contracts often include a kind of non-symmetrical termination option mechanism. The public agent can pay a predefined compensation (the book value or book value plus expected income) and execute the termination.³⁹ The private investor can execute the termination option on similar compensation terms only in case of misbehavior of the public agent. There are no contracts with non-conditional exit options for the private investor. The question is, therefore, why the exit (put) option is subject to “bad behavior” of the public agent, while the bail-out (call) option can be deliberately executed by the public agent, and whether this contract design mitigates or favors public opportunism. The understanding of these issues seems to be very interesting for future research on public-private agreements.

The exit/bail-out option mechanism reduces entry barriers by streamlining incomplete long-term contracts and avoiding contractual problems related to bounded rationality and opportunism. As a result, a natural monopoly becomes similar to a contestable market. However, the mechanism does not eliminate the problem of human capital, transfer of experienced staff, and the advantage of the incumbent investor over potential competitors.

6 Generalization and Other Applications

Apart from public-private partnerships, the exit/bail-out option general set-up can be applied to foster long-term cooperation in games where the players have partially aligned interests and can act opportunistically (hold-up, deviate from cooperation, or free-ride) for one period and information about deviation is revealed in subsequent periods:

1. Corporate finance: mergers and “friendly” acquisitions, including early stages of venture financing, where targeted companies can hide information to pump

³⁹ Engel, Fischer & Galetovic (2003, 153) argue that if fair compensation is the expected present value of future profits under the original contracted terms, this amount cannot be deduced from accounting data, is highly subjective, and therefore may induce disputes. They suggest an ingenious flexible bail-out mechanism where the compensation (strike price) equals the Present Value of Revenues (*PRV*) bid by the franchise holder minus the value of realized revenues.

up their valuations

2. Corporate governance: principal-agent relations, including start-ups, where the manager has idiosyncratic assets (skills, insider information) that can affect the performance of the company,⁴⁰
3. Trade: cooperatives and export consortia, where members can cheat on their actual quotas to free-ride on the remaining members
4. Political economy: personal injuries litigation, where the lack of an equivalent of a “put” option (penalties) to a “call” option (claims)—i.e., the plaintiff does not pay if the case is lost, but have big upside gains in case of win or settlement—creates an environment for opportunistic legal claims

Repeated games increase the set of payoffs achievable for the agents comparing to the Nash stage game. In particular, typically they increase the highest achievable payoffs. Exit and bail-out options set at the right strike price reduce the gains from opportunism of the agents (if the players’ minimax conditions are satisfied) and foster close cooperation, similarly to folk theorem reasoning (Abreu 1988). Normally, close cooperation makes room for higher payoffs from deviation. In the fear of deviation (opportunism), the consequence is weak cooperation. However, if higher punishments (lower gains) are allowed in the next rounds by means of exit and bail-out options, the counter-party will not deviate because, even though she can gain considerably in a single round, the other player will punish her by executing the option in the follow up rounds. Thus, exit and bail-out options increase the payoffs of the players for each discount factor.

⁴⁰ It is a common practice—especially in the financial sector—to compensate managers with call options to motivate them to enhance corporate value. However, to my knowledge no research has been conducted on symmetrical penalty mechanisms with short put options to punish managers’ malpractices that destroy corporate value.

Appendix A Notation

Variable	Formula	Meaning
A	$\leq I$	Public agent's rents from penalties or expropriation; $A = I$ represents total expropriation and $A < I$ penalties, over-regulation, or partial expropriation
G	$U^* - U_{pu}$	Cost of regulation
I		Sunk investments in specific assets (e.g. network utilities)
r_{pr}		Private investor's discount rate
r_{pu}	$\leq r_{pr}$	Public agent's discount rate
U_m		Consumer's utility when utilities company is under profit maximizer investor's control
U_{jv}		Consumer's utility when utilities company is a public-private partnership
U_{pu}		Consumer's utility when utilities company is under public agent's control
U_{re}		Consumer's utility when utilities company is private and regulated
U^*		Benchmark and first-best consumer's utility
V_{call}		Value of an bail-out (put) option
V_{put}		Value of an exit (put) option
α		Part of private investor's profit that also constitutes social surplus
ε		Minimal positive economic profit
φ	$[0, 1 - \sigma]$	Probability of positive outlook belief by the investor when loss is reported
$\varphi/(1 - \sigma)$		Level of the investor's optimism
π		Profit
π_{jv}		Profit of public-private join venture
π_m		Monopoly profit
σ		Likelihood of generating an economic profit G
$1 - \sigma$		Likelihood of generating an economic loss $-A$
θ		Investor's share in investment and profit
$1 - \theta$		Public agent's share in investment and profit; also reflects taxation of utilities company's profit
Abbreviation		Meaning
<i>EVA</i>		Economic Value Added
<i>GUS</i>		Główny Urząd Statystyczny (Polish Central Statistical Office)
<i>NOPAT</i>		Net Operating Profit After Tax
<i>NPV</i>		Net Present Value
<i>PPP</i>		Public-Private Partnership
<i>WACC</i>		Weighted Average Cost of Capital

References

- Abreu, Dilip. 1988. "On the Theory of Infinitely Repeated Games with Discounting." *Econometrica* 56(2):383–396.
- Axelrod, Robert. 1984. *The Evolution of Cooperation*. New York: Basic Books.
- Brandl, John & Ronnie Brooks. 1982. Public-Private Partnership for Urban Revitalization: The Minneapolis and St. Paul. In *Experience Public-Private Partnership in American Cities: Seven Case Studies*, ed. R. Scott Fosler & Renee A. Berger. Lexington, MA: Lexington Books.
- Copeland, Tom, Tim Koller & Jack Murrin. 1994. *Valuation: Measuring and Managing the Value of Companies*. 2 ed. New York: McKinsey & Co.
- Cox, John C. & Mark Rubinstein. 1985. *Options Markets*. Prentice-Hall.
- Cox, John C., Stephen A. Ross & Mark Rubinstein. 1979. "Options Pricing: a Simplified Approach." *Journal of Financial Economics* 7:229–263.
- Demsetz, Harold. 1968. "Why Regulate Utilities?" *Journal of Law and Economics* 11(1):55–65.
- Engel, Eduardo, Ronald Fischer & Alexander Galetovic. 2003. "Privatizing Highways in Latin America: Fixing What Went Wrong." *Economia, The Journal of the Latin American and Caribbean Economics Association (LACEA)* 4(1):129–158.
- Esty, Benjamin C. & Aldo Sesia. 2007. "An Overview of Project Finance & Infrastructure Finance—2006 Update." *Harvard Business School* Case No. 207-107.
- Esty, Benjamin C. & Aldo Sesia. 2010. "An Overview of Project Finance & Infrastructure Finance—2009 Update." *Harvard Business School* Case No. 210-061.
- Fernandez, Pablo. 2001. "EVA and Cash Value Added Do Not Measure Shareholder Value Creation." *SSRN eLibrary* .
- Guislain, Pierre & Michel Kerf. 1995. *Concessions – The Way to Privatize Infrastructure Sector Monopolies*. Viewpoint Washington, DC: The World Bank.

- GUS. 1993-2002. *Rocznik statystyczny*. Główny Urząd Statystyczny.
- Hart, Oliver. 2003. “Incomplete Contracts and Public Ownership: Remarks, and an Application to Public-Private Partnerships.” *The Economic Journal* 113(486):C69–C76.
- Hart, Oliver, Andrei Shleifer & Robert W. Vishny. 1997. “The Proper Scope of Government: Theory and an Application to Prisons.” *Quarterly Journal of Economics* 112(4):1127–1161.
- Hart, Oliver & John Moore. 2008. “Contracts as Reference Points.” *Quarterly Journal of Economics* 123(1):1–48.
- Holmström, Bengt & John Roberts. 1998. “The Boundaries of the Firm Revisited.” *The Journal of Economic Perspectives* 12(4):73–94.
- Jajuga, Tadeusz. 2002. Opcje rzeczowe a opcje finansowe. In *Inwestycje finansowe i ubezpieczenia – tendencje światowe a polski rynek*, ed. Krzysztof Jajuga & Wanda Ronka-Chmielowiec. Vol. 952 of *Prace Naukowe AE Wrocław* Wrocław: AE Wrocław.
- Kay, John. 1993. *Efficiency and Private Capital in the Provision of Infrastructure*. Paris: OECD.
- Kreps, David M. 1990. *Game Theory and Economic Modelling, Clarendon Lectures in Economics*. Oxford: Oxford University Press.
- Laffont, Jean-Jacques & Jean Tirole. 1993. *A Theory of Incentives in Procurement and Regulation*. Cambridge, Mass.: MIT Press.
- Martin, Stephen. 2001. *Industrial Organization. A European Perspective*. New York: Oxford University Press.
- Mas-Colell, Andreu, Michael D. Whinston & Jerry R. Green. 1995. *Microeconomic Theory*. New York: Oxford University Press.
- McQuaid, Ronald W. 1999. “The Role of Partnerships in Urban Economic Generation.” *International Journal of Public-Private Partnerships* 2(1):3–28.

- Moszoro, Marian. 2010. "Quality of Government Regulated Goods." *SSRN eLibrary* .
- Newbery, David M. 2000. *Privatization, Restructuring and Regulation of Network Utilities*. The Walras-Pareto Lectures Cambridge, MA: The MIT Press.
- Pongsiri, Nutavoot. 2002. "Regulation and Public-Private Partnerships." *International Journal of Public Sector Management* 15(6):487–495.
- Posner, Richard A. 1972. "The Appropriate Scope of Regulation in the Cable Television Industry." *The Bell Journal of Economics and Management Science* 3(1):98–129.
- Rubinstein, Ariel. 1998. *Modeling Bounded Rationality*. Cambridge, MA: The MIT Press.
- Schelling, Thomas C. 1960. *The Strategy of Conflict*. New York: Oxford University Press.
- Selten, Reinhard. 1965. "Spieltheoretische Behandlung eines Oligopolmodells mit Nachfrägetragheit." *Zeitschrift für die gesamte Staatswissenschaft* 12:301–324.
- Simon, Herbert A. 1961. *Administrative Behavior*. New York: Macmillan (original publication:1947).
- Spiller, Pablo T. 2008. "An Institutional Theory of Public Contracts: Regulatory Implications." *NBER Working Paper* (14152).
- Spiller, Pablo T. & Marian Moszoro. 2011. "Third-Party Opportunism and the Theory of Public Contracts: Operationalization and Applications." *SSRN eLibrary* .
- Spiller, Pablo T. & Mariano Tommasi. 2007. *The Institutional Foundations of Public Policy in Argentina*. New York: Cambridge University Press.
- Stigler, George J. 1968. *The Organization of Industry*. Homewood, IL: Irwin.
- Sulejewicz, Aleksander. 1994. *Wspolpraca konkurencyjna przedsiebiorstw w swietle teorii gier*. Warsaw: SGH.

- Varian, Hal R. 1992. *Microeconomic Analysis*. 3rd. ed. New York: W. W. Norton & Company.
- Viscusi, W. Kip, John M. Vernon & Jr. Harrington, Joseph E. 2000. *Economics of Regulation and Antitrust*. 3rd ed. Cambridge, MA: The MIT Press.
- Williamson, Oliver E. 1976. "Franchise Bidding for Natural Monopolies – in General and with Respect to CATV." *Bell Journal of Economics* 7:73–104.
- Williamson, Oliver E. 1983. "Credible Commitments: Using Hostages to Support Exchange." *American Economic Review* 73(4):519–540.
- Williamson, Oliver E. 1985. *The Economic Institutions of Capitalism. Firms, Markets, Relational Contracting*. New York: The Free Press, Macmillan, Inc.
- Zerbe Jr., Richard O. & Dwight D. Dively. 1994. *Benefit-Cost Analysis: In Theory and Practice*. Harper Collins College Publishers.
- Zermelo, Ernest. 1913. *Über eine Anwendung der Mengenlehre auf die Theorie des Schachspiels*. Vol. 2 Cambridge University Press.